


Papel Picado Style Wax Painting

'Papel picado' is a Mexican folk art paper craft which involves cutting out small shapes from paper to make elaborate decorations. The following pictures show similar designs.




Photo courtesy of jazbeck, Stuart Seeger, Zylenia(@flickr.com) - granted under creative commons licence


1. Using a wax crayon (white is best), color in the small shapes within the picture.
2. Use watercolor paints to paint over the whole design. Notice how the wax crayon areas remain unpainted.
3. Cut around the edge of the design, and display as papel picado would be displayed.



1. Using a wax crayon (white is best), color in the small shapes within the picture.
2. Use watercolor paints to paint over the whole design. Notice how the wax crayon areas remain unpainted.
3. Cut around the edge of the design, and display as papel picado would be displayed.



1. Using a wax crayon (white is best), color in the small shapes within the picture.
2. Use watercolor paints to paint over the whole design. Notice how the wax crayon areas remain unpainted.
3. Cut around the edge of the design, and display as papel picado would be displayed.



1. Using a wax crayon (white is best), color in the small shapes within the picture.
2. Use watercolor paints to paint over the whole design. Notice how the wax crayon areas remain unpainted.
3. Cut around the edge of the design, and display as papel picado would be displayed.

