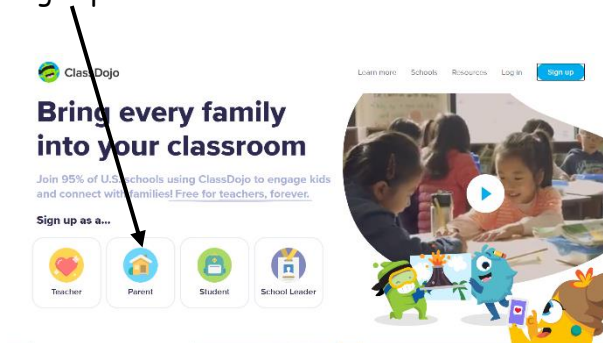


Using Class Dojo through Google Chrome or the App

1. Go to www.classdojo.com or download the App for IOS/Android through your usual App store.
2. Click the sign up as a Parent



3. Enter your name, email and create a password for your account, and agree to terms and conditions

Sign up as a parent

First name

Last name

Email

Please provide a valid email address

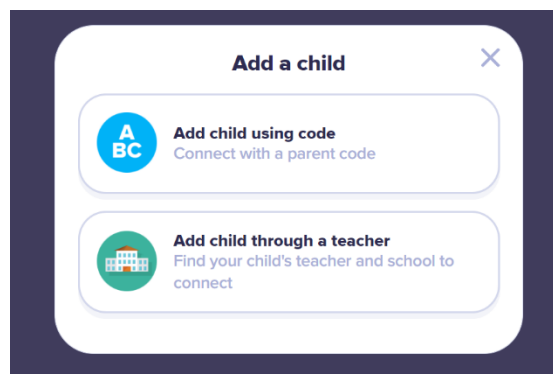
Password

Password must be at least 8 characters long

I agree to ClassDojo's [Terms of Service](#) and [Privacy Policy](#)

I agree ClassDojo can transfer information generated by my family's use of ClassDojo to the US, for the purpose of providing us with the service.

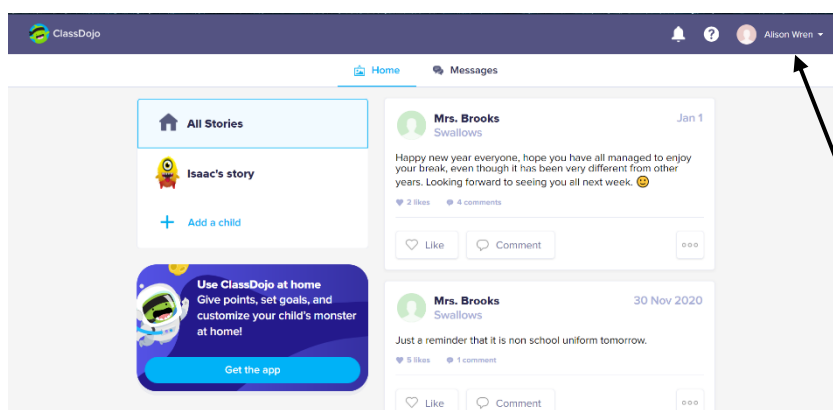
4. After creating your account, you will be asked to add your Child(ren). A code will have been sent to you from your class teacher.



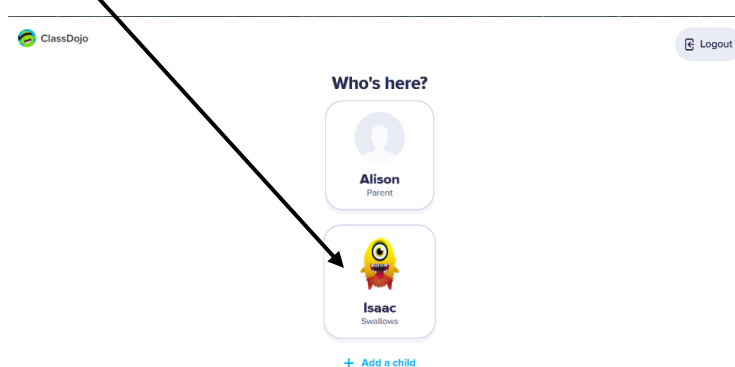
If you are having any difficulties accessing Class Dojo, please email Mrs Ali Wren who has been instrumental in setting up the system as a parent and class TA.

awren@ellingham.norfolk.sch.uk

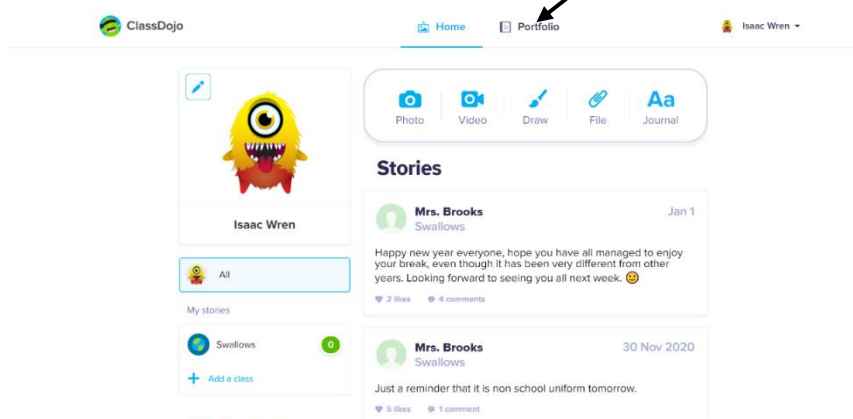
5. Once you have added your child(ren) you will arrive at the parent view - here you will see any messages the class teachers have sent you.



6. To upload work to your child's portfolio you will need to access their personal account. To do this click on your name at the top left of your screen and then select Student Accounts. You should then see a screen with the names of your children. Select a child from this screen.



7. This will then bring you into your child's account where you can see any messages and work from class teachers and you will also be able to upload photos, video and files. Please upload your child's completed work to their portfolio so the teacher can read and mark it.



If you are having any difficulties accessing Class Dojo, please email Mrs Ali Wren who has been instrumental in setting up the system as a parent and class TA.

awren@ellingham.norfolk.sch.uk